


implaclean®

the toothpaste for people with dental implants



- safe for dental implant constructions
- unique and patented (radical-free safe active oxygen) technology
- lactoferrin
- low concentration of fluoride
- neutral pH value
- non-abrasive
- reduces oral malodour
- scientifically supported



implaclean®

the toothpaste for people with dental implants

Implaclean® has been specifically developed for people with dental implants and is essential for maintaining proper hygiene. Many oral diseases are associated with the presence of harmful bacteria. These bacteria live in a poor oxygen environment or an environment without oxygen. The characteristic of these anaerobe micro-organisms is that oxygen forms a threat to them.

The treatment of these oral diseases is mainly focused on the reduction of the pathogenic micro-organisms. In most cases this is reached by a better oral hygiene and professional teeth cleaning (deep cleaning).

Known anaerobe bacteria

Actinobacillus actinomy
cetemcomitans
Treponema denticola
Porphyromonas gingivalis
Prevotella intermedia
Bacteroides forsythus
Streptococcus mutans

Related to

Parodontitis / peri-implantitis
Gingivitis / peri-implantitis
Parodontitis / peri-implantitis
Gingivitis / peri-implantitis
Parodontitis
Caries



Implaclean® with active oxygen is a new generation toothpaste based on the patented Ardox-X® technology¹, which releases - during multiple hours - non-radical active oxygen in a controlled manner. Once Implaclean® is applied, the released anionic oxygen particles break through the cell wall of the bacteria which then disintegrate.

The active oxygen particle is highly volatile and so small that it penetrates into the deeper layers of the tissue which allows it to be effective in the whole treatment region. Active oxygen is a natural component and pH neutral. It does not contain any alcohol, chemical disinfectants or peroxides.

The success of Implaclean® is due to the Ardox-X® technology¹, a molecular complex that donates radical-free (safe) active oxygen (O). The use of safe oxygen for medical treatment has been used for over 50 years with hyperbaric oxygen treatment (HBOT) as the most well known treatment.

Implaclean® helps the elimination of the harmful bacteria. It works for a long period and helps the reduction of the growth of new bacteria. Possible pockets of teeth and implants are kept clean and free of damaging bacteria and gum infections have no chance. The active oxygen assures that plaque formation is prevented, teeth stay white and no deviations in color between the natural teeth and implant constructions occur over time. Implaclean® also contains lactoferrin which is a protein that is present in saliva, tears, mucous and breast milk. In combination with active oxygen it has an antibacterial, antiparasitary and antiviral effect. Dangerous bacteria get no chance of survival in this way and the teeth and implants stay in optimal condition.

Implaclean® also contains a neutral pH value and a low level of fluoride. Research^{2,3,4,5,6} confirms that titanium can be damaged by a high concentration of fluoride. These days almost all toothpastes have high levels of fluoride (>1200 ppm F). Implaclean® however contains a low level of fluoride (+/- 200 ppm F) and is non-abrasive.

Literature

1. Berendsen JLM, el Allati I, Sylva LH, Blijdorp PA, Van Damme PhA, Meijer GJ. Ardox-X® adjunctive topical active oxygen application in periodontitis and peri-implantitis – a non published pilot study
2. Boere G Academic Centre for Dentistry Amsterdam (ACTA), Department of Dental Materials Science, The Netherlands, Influence of fluoride on titanium in an acidic environment measured by polarization resistance technique. J Appl Biomater. 1995 Winter;6(4):283-8
3. Nakagawa M, Matsuya S, Shiraishi T, Ohta M., Department of Dental Materials Engineering, Faculty of Dentistry, Kyushu University, Fukuoka, Japan. Effect of fluoride concentration and pH on corrosion behavior of titanium for dental use. J Dent Res. 1999 Sep;78(9):1568-72
4. Toumelin-Chemla F, Rouelle F, Burdairon G, Laboratoire de Biomateriaux, Faculté de Chirurgie Dentaire, l'Université Paris V, France Corrosive properties of fluoride-containing odontologic gels against titanium. J Dent. 1996 Jan-Mar;24(1-2):109-15.
5. Ide K, Hattori M, Yoshinari M, Kawada E, Oda Y., Department of Dental Materials Science, Tokyo Dental College, 1-2-2 Masago, Mihama-ku, Chiba, Japan 261-8502. The influence of albumin on corrosion resistance of titanium in fluoride solution. Dent Mater J. 2003 Sep;22(3):359-70.
6. Strietzel R, Hösch A, Kalbfleisch H, Buch D., BEGO, Bremer Goldschlägerei, Bremen, Germany. In vitro corrosion of titanium. Biomaterials. 1998 Aug;19(16):1495-9.



Dyna Dental Engineering B.V.
Vang 9
4661 TX Halsteren
The Netherlands

T. +31 (0)164 25 89 80
F. +31 (0)164 25 83 90
E. dyna@dynadental.com
W. www.dynadental.com

Dutch Technology



Usage

Brush at least 2 times a day for at least 2 minutes with Implaclean®.
Suitable for adults and children 6 years and over.


Ingredients

Glycerin, Aqua, Hydrated Silica, Silica, PEG-32, Aroma, Cocamidopropyl Betaine, Sodium Gluconate, Cellulose Gum, Sodium Citrate, Lactoferrin, Sodium Saccharin, Magnesium Sulfate, Sodium Methylparaben, Sodium Perborate, Citric Acid, Sodium Chloride, Sodium Fluoride (200 ppm F⁻), CI 42090.

Patented formula. Developed and recommended by dental surgeons, implantologists, dentists and oral hygienists.

Literature

1. Berendsen JLM, el Allati I, Sylva LH, Blijdorp PA, Van Damme PhA, Meijer GJ. Ardox-X® adjunctive topical active oxygen application in periodontitis and peri-implantitis – a non published pilot study
2. Boere G Academic Centre for Dentistry Amsterdam (ACTA), Department of Dental Materials Science, The Netherlands, Influence of fluoride on titanium in an acidic environment measured by polarization resistance technique. J Appl Biomater. 1995 Winter;6(4):283-8
3. Nakagawa M, Matsuya S, Shiraishi T, Ohta M., Department of Dental Materials Engineering, Faculty of Dentistry, Kyushu University, Fukuoka, Japan. Effect of fluoride concentration and pH on corrosion behavior of titanium for dental use. J Dent Res. 1999 Sep;78(9):1568-72
4. Toumelin-Chemla F, Rouelle F, Burdairon G, Laboratoire de Biomatériaux, Faculté de Chirurgie Dentaire, l'Université Paris V, France Corrosive properties of fluoride-containing odontologic gels against titanium. J Dent. 1996 Jan-Mar;24(1-2):109-15.
5. Ide K, Hattori M, Yoshinari M, Kawada E, Oda Y., Department of Dental Materials Science, Tokyo Dental College, 1-2-2 Masago, Mihama-ku, Chiba, Japan 261-8502. The influence of albumin on corrosion resistance of titanium in fluoride solution. Dent Mater J. 2003 Sep;22(3):359-70.
6. Strietzel R, Hösch A, Kalbfleisch H, Buch D., BEGO, Bremer Goldschlägerei, Bremen, Germany. In vitro corrosion of titanium. Biomaterials. 1998 Aug;19(16):1495-9



implaclean®



Dyna Dental Engineering B.V.
Vang 9
4661 TX Halsteren
The Netherlands

T. +31 (0)164 25 89 80
F. +31 (0)164 25 83 90
E. dyna@dynadental.com
W. www.dynadental.com

implaclean®

The toothpaste for people with dental implants



3207-02.07 GB

www.implaclean.com

implaclean®

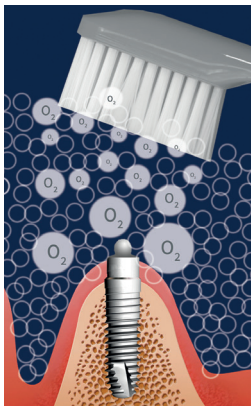
Implaclean® has been specifically developed for people with dental implants and is essential for maintaining proper hygiene. Implaclean® helps you to enjoy your implants for the rest of your life!

Implaclean® holds the unique patented Ardox-X® active non radical oxygen technology in combination with lactoferrin and has a low fluoride level (200 ppm F) ⁽²⁾. This new technology is based on the oxygen donating complex. This is an active complex (active oxygen), which is known for its deeper penetration into the natural tissue ⁽¹⁾. Lactoferrin creates an antibacterial, anti parasitic and antiviral effect. Moreover, lactoferrin has shown proof that it stimulates the growth of new bone tissue and slows the shrinking of already existing bone tissue⁽³⁾.

By using Implaclean®, plaque formation and gum infections are prevented and pockets of the teeth and implants stay clean and free of detrimental bacteria. The active oxygen makes sure that the teeth stay white and no color changes arise between natural teeth and implant structures.

The active oxygen is released in a safe non radical form and is activated when brushing the teeth. This is in contrast to the active, radical form, which is known as hydrogen peroxide which can be dangerous for the human health. This radical form is used by manufacturers of toothpastes not containing the unique Ardox-X® active non radical oxygen technology.

Advantages Implaclean®

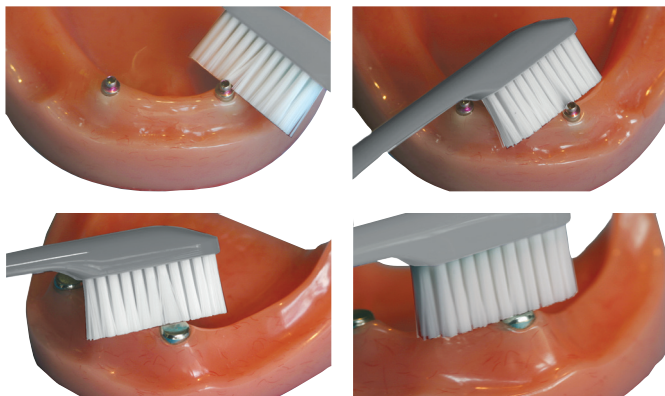


- Safe for dental implant constructions
- Unique anionic active oxygen technology ⁽¹⁾
- Lactoferrin ⁽³⁾
- Low level of fluoride
- Neutral pH value
- Non abrasive
- Reduces oral malodour
- Scientifically supported

Oral hygiene is of the greatest importance, both before and after placing implants. Because of this daily oral care and regulated appointments at a dentist and/or dental hygienist are very important. When nurturing your implants and implant constructions we recommend taking the following steps:

Ball and magnet constructions

After you have removed your denture, use a soft toothbrush with a small head for cleaning the ball and magnet constructions. Or use an electrical or child toothbrush. These type of brushes are very effective for that purpose. The most important places that need cleaning are the junctions between the gums and the ball and magnet constructions. Place the toothbrush on the junction and make a horizontal motion. The brush must touch the gums. Do not push too hard because pressure has nothing to do with cleaning well. If necessary use your other hand to remove your upper or lower lip in order to have a better overview.

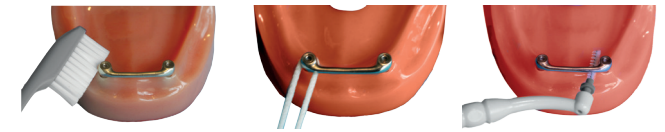


Ordinary toothpaste is not advised because they have high doses of fluoride and abrasive components which can cause scratch marks on the ball and magnet constructions. This will increase the chance of plaque formation to the ball attachments and magnets.

Bar constructions


When you have a bar construction on your implants, again it is important that you brush the junctions between the construction and the gums.

Just like it is written down in the instructions for ball and magnet constructions. It is also advisable that you clean under the construction with an interdental brush, super-floss or a shoelace. This is easily accomplished by flossing. Interdental brushes and super-floss are available at the pharmacy or drugstore.



Dental crowns and bridges

When you have a dental crown or bridge on your implants, these should be cleaned just like you clean your natural teeth. The most important places that need cleaning are the junctions between the crowns and gums and the spaces between the crowns. The best way to clean the junctions between the gums and crowns is by using Implaclean® in combination with a soft toothbrush, to prevent damage to the gums. The spaces between the different crowns can be cleaned with an interdental brush, super-floss or toothpick.



Important!

The transitions of the gum to the relevant conversion must be kept clean. If not properly cared for, this leads to inflammation of the gums which can lead to an inflamed jawbone and eventually towards losing the implants. This can be prevented by applying these hygiene instructions. If you continue to experience gingival bleeding, contact your dentist.